


## HPS40-E 2+2

Empowering Connections:  
Efficiency redefined for Auxiliary Units



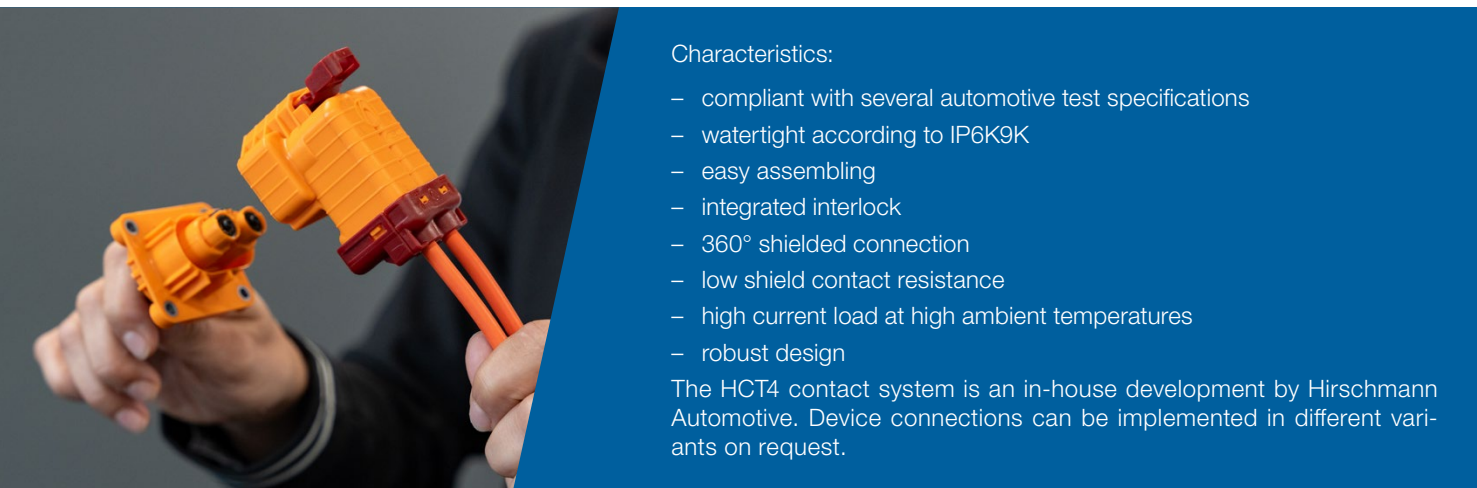
HIRSCHMANN  
AUTOMOTIVE

# EFFICIENT CONNECTION FOR ALL AUXILIARY UNITS

With a legacy of years of expertise, we proudly present our HIRSCHMANN AUTOMOTIVE PowerStar eLine – an epitome of innovation in high voltage connectors.

Experience ergonomic design, effortless processing, and unmatched efficiency, all shaping the future of eMobility. Elevate your connection with the seamless connectivity of the HPS eLine.

The HPS40-E 2+2 connector system is your go-to solution for auxiliary unit connections. Designed for efficiency and watertight reliability, it excels even in high temperatures, ensuring safe and secure operations. Welcome to innovation and dependability in one seamless package.



## Characteristics:

- compliant with several automotive test specifications
- watertight according to IP6K9K
- easy assembling
- integrated interlock
- 360° shielded connection
- low shield contact resistance
- high current load at high ambient temperatures
- robust design

The HCT4 contact system is an in-house development by Hirschmann Automotive. Device connections can be implemented in different variants on request.

## TECHNICAL PRODUCT INFORMATION

CURRENT CLASS	current class 1 and 2 connector
APPLICATIONS	auxiliary units
NUMBER OF PINS	2 (high voltage) + 2 (HVIL optional)
OPERATING CONDITIONS	1,000 VDC
VOLTAGE CLASS	class B according ISO 6469-3:2011 60 VDC < U ≤ 1,000 VDC 25 VAC < Ueff ≤ 707 VAC (15-150 Hz)
AMBIENT CONDITION	-40° C to +125° C
MAXIMUM ALTITUDE	5,000 m
MAXIMUM CURRENT LOAD	64 A at 80° C (6.0 mm <sup>2</sup> )
IP-DEGREE OF PROTECTION	IPXXB (unmated), IPXXD (mated)
WATERTIGHTNESS	IP6K9K, IPX8
EMC PERFORMANCE (6.0 MM <sup>2</sup> )	until 30 MHz < 1 mΩ/m > 75 dB (10 kHz to 500 MHz) > 65 dB (500 MHz to 1,000 MHz)
SHIELDED AREA	360° circumferential
SHIELD CONTACT RESISTANCE	< 2.0 mΩ (total from sheathed cable until aggregate housing)
VIBRATION STRENGTH 2	according to LV214/215 - PG17 (first fixation point at < 200 mm)
MATING/UNMATING FORCE	< 75 N
SECONDARY LOCK SYSTEM	activating force < 40 N, no unintentional opening possible
KOSHIRI SAFETY	yes
POLARIZATION/CODING	incorrect insertion force > 200 N
CPA SYSTEM	operating force < 30 N
HVIL SYSTEM	minimum 1.0 mm, leading



## CONTACT SYSTEM INFORMATION

CONTACT SYSTEM	HCT4 (4.0 mm round terminal), Ag, crimped
MATERIAL/SURFACE	Cu-Leg., CuNiSi, Ag
CONNECTION	crimped
MATING CYCLES	maximum 50 cycles

## CUSTOMER-SPECIFIC INFORMATION

CABLE CROSS SECTION	2.5 mm <sup>2</sup> , 4.0 mm <sup>2</sup> , 6.0 mm <sup>2</sup>
CONTACT CARRIER CODINGS	A

## HPS40-E 2+2 PRODUCT VARIANTS

FEMALE	180° MALE
SINGLECORE CONNECTION	CABLE CONNECTION
	

Customer specific connection variants on request.



**Tobias Natter is your Contact  
for Individual Questions**

Global Product Manager High Voltage



+43 5522 307 1839



+43 664 889 317 73



tobias.natter@hirschmann-automotive.com

SEEKING MORE DETAILED INFORMATION?  
SCAN ME AND BROWSE THROUGH THE  
PRODUCT CATALOGUE.



**Hirschmann Automotive GmbH**

Oberer Paspelsweg 6–8  
6830 Rankweil, Austria

[www.hirschmann-automotive.com](http://www.hirschmann-automotive.com)  
[shop.hirschmann-automotive.com](http://shop.hirschmann-automotive.com)

